



MERKMALE:

Luftdurchlässe mit gebogenem Dralldurchlass zu 1, 2, 3, oder 4 Strahlrichtungen.

AUSFÜHRUNG:

Eloxiertes Aluminium.

EINSATZBEREICH:

An der Decke, Zuluft
Einbauhöhe: 2,4-3,2 m.

BEFESTIGUNG:

- Standardbefestigung mit Clips.
- Mit Lochung auf Anfrage.

ZUBEHÖR:

- Anschlusskasten aus verzinktem Stahl, Standard oder isoliert, mit oder ohne Equalizer-Netz.
- Jalousieklappe aus verzinktem Stahl, mit Lamellen mit gegensätzlichen Bewegungen.

CHARACTERISTICS:

Curved blades air diffusers with 1, 2, 3 or 4 throw directions.

CONSTRUCTION:

Anodized aluminium.

UTILIZATION:

For ceiling installation and for air delivery.

Installation height: 2,4-3,2 m.

FIXING:

- Standard fixing with clips.
- With holes on request.

ACCESSORIES:

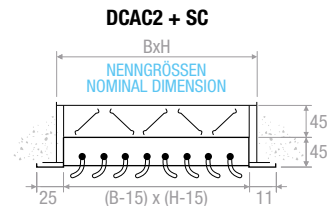
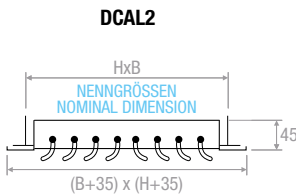
- Galvanized steel plenum, standard or insulated, with or without equalizer sheet.
- Calibration damper made of galvanized steel and fins with opposite movement.

PREISE - PRICES







BxH	DCAL12	DCAC12	SC	CT	PBZ1	PBZ11	PBZ2	PBZ12
mm	€	€	€	€	€	€	€	€
200x100								
300x100								
400x100								
500x100								
600x100								
800x100								
300x150								
400x150								
500x150								
600x150								
800x150								
1000x150								
300x200								
400x200								
500x200								
600x200								
800x200								
1000x200								
300x300								
400x300								
500x300								
600x300								
800x300								
1000x300								
800x400								
1000x400								
800x500								
1000x500								
595x595 mit Außenrahmen - overall size								

LACKIERUNG: Farben RAL 9010 - 9016: + 15%. Weitere Farben: auf Anfrage
PAINTING: Color RAL 9010 - 9016: + 15%. Different colors: prices on request

ZEICHNUNGEN - DRAWINGS



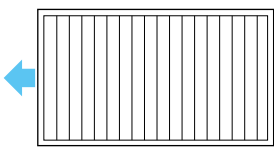
PREISE - PRICES

									
BxH	DCAL3	DCAL4	DCAL4Q	SC	CT	PBZ1	PBZ11	PBZ2	PBZ12
mm	€	€	€	€	€	€	€	€	€
300x 300									
400x400									
500x500									
595x595 mit Außenrahmen overall size									

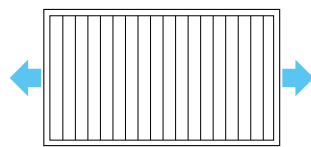


ZEICHNUNGEN - DRAWINGS

DCAC1



DCAC2



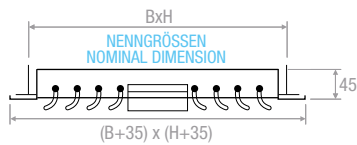
DCAL1



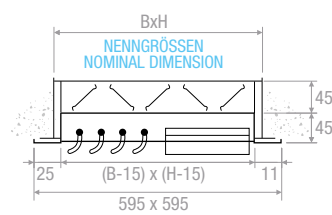
DCAL2



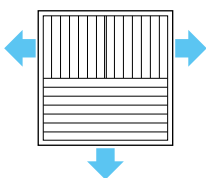
DCAL4



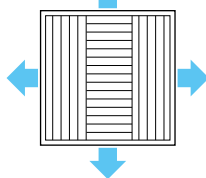
DCAL4Q + SC



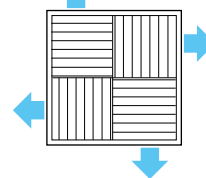
DCAL3



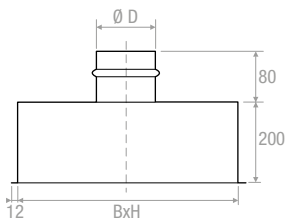
DCAL4



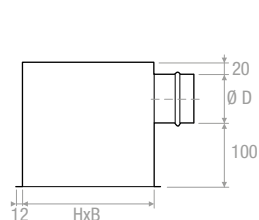
DCAL4Q



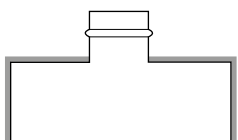
PBZ1



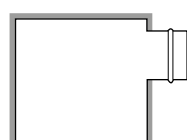
PBZ2



PBZ11

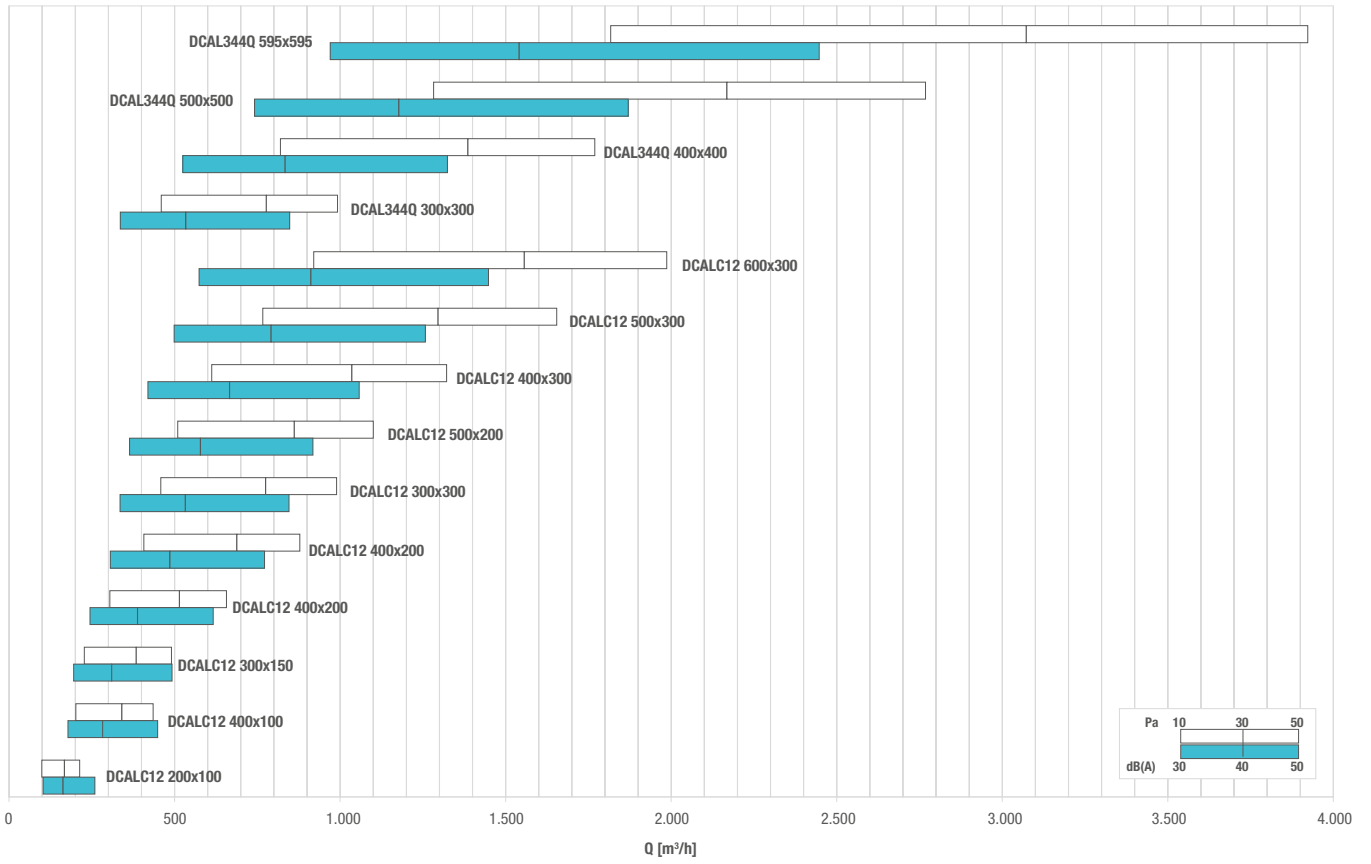


PBZ12



Anschlusskasten mit 6 mm Außenisolierung
Plenum externally insulated thickness 6 mm

SCHNELLAUSLEGUNG - QUICK SELECTION DIAGRAM



AUSWAHLTABELLE - SELECTION TABLE

Modell - Model	A _x [m²]	Q [m³/h]		L _{WA} [dB(A)]		X _(0,25) -Y _(0,25) [m]		Dpt [Pa]	
		min	max	min	max	min	max	min	max
DCALC12 200x100	0,0068	100	210	29	45	1,7-2,5	4,3-5,3	10	50
DCALC12 300x100	0,0104	150	320	31	48	2,5-3,0	5,1-7,4	10	50
DCALC12 400x100	0,0139	200	440	33	50	3,0-3,8	6,0-9,5	10	50
DCALC12 300x150	0,0157	230	490	34	50	3,2-4,3	6,2-10,3	10	50
DCALC12 500x100	0,0174	250	550	34	51	3,3-4,6	6,6-11,2	10	50
DCALC1 600x100 400x150 300x200	0,0210	300	660	34	51	3,5-5,3	7,2-12,8	10	50
DCALC12 500x150	0,0263	380	820	36	52	3,9-6,5	7,9-15,0	10	50
DCALC12 800x100 400x200	0,0281	410	880	36	53	4,0-6,9	8,2-15,8	10	50
DCALC12 600x150 300x300	0,0316	460	990	37	53	4,2-7,5	8,6-17,2	10	50
DCALC12 500x200	0,0351	510	1100	37	54	4,4-8,1	9,0-18,5	10	50
DCALC12 800x150 600x200 400x300	0,0422	610	1320	38	55	4,8-9,3	9,8-21,1	10	50
DCALC12 1000x150 500x300	0,0528	770	1650	39	56	5,3-11,0	10,9-24,7	10	50
DCALC12 800x200	0,0564	820	1770	40	56	5,5-11,6	11,3-26,0	10	50
DCALC12 600x300	0,0634	920	1990	40	57	5,7-12,6	11,9-28,2	10	50
DCALC12 1000x200	0,0705	1020	2210	41	57	6,0-13,5	12,5-30,4	10	50
DCALC12 800x300	0,0847	1230	2650	42	58	6,5-15,5	13,6-34,5	10	50
DCALC12 1000x300	0,1059	1540	3320	43	59	7,3-18,3	15,1-40,4	10	50
DCALC12 800x400	0,1130	1640	3540	43	60	7,5-19,1	15,6-42,3	10	50
DCALC12 595x595	0,1250	1810	3920	44	60	7,8-20,5	16,3-45,4	10	50
DCALC12 1000x400 800x500	0,1413	2050	4430	44	61	8,3-22,4	17,3-49,4	10	50
DCALC12 1000x500	0,1767	2560	5530	45	62	9,1-26,2	19,2-57,6	10	50
DCAL344Q 300x300	0,0317	460	990	37	53	1,3-2,7	2,7-5,5	10	50
DCAL344Q 400x400	0,0565	820	1770	40	56	1,7-3,4	3,5-7,0	10	50
DCAL344Q 500x500	0,0884	1280	2770	42	58	2,0-4,1	4,3-8,5	10	50
DCAL344Q 595x595	0,1252	1820	3920	44	60	2,4-4,7	4,9-9,9	10	50

